












































17 200m Backstroke Men Final

Official

Total

Rank	Competitor	Age	Club	RT	PTS	Result
1	 Perceval L...	18	 Central Ha...	0.64		2:09.44 Entry: 2:09.50 -0.06
	25m: 13.69		50m: 29.03 (15.34)			
	75m: 45.17 (16.14)		100m: 1:02.38 (17.21)			
	125m: 1:19.27 (16.89)		150m: 1:36.65 (17.38)			
	175m: 1:53.40 (16.75)		200m: 2:09.44 (16.04)			
2	 McPhail Jack	15	 Tawa Swim...	0.58		2:09.81 Entry: 2:11.25 -1.44
	25m: 14.51		50m: 30.26 (15.75)			
	75m: 46.85 (16.59)		100m: 1:03.83 (16.98)			
	125m: 1:20.42 (16.59)		150m: 1:37.55 (17.13)			
	175m: 1:53.96 (16.41)		200m: 2:09.81 (15.85)			
3	 Downs-Hon...	26	 Club 37	0.57		2:10.08 Entry: 2:05.77 +4.31
	25m: 14.72		50m: 31.36 (16.64)			
	75m: 48.30 (16.94)		100m: 1:05.68 (17.38)			
	125m: 1:22.61 (16.93)		150m: 1:39.68 (17.07)			
	175m: 1:55.43 (15.75)		200m: 2:10.08 (14.65)			
4	 Hape TeMa...	16	 Comet Swi...	0.73		2:23.36 Entry: 2:20.38 +2.98
	25m: 15.51		50m: 32.72 (17.21)			
	75m: 50.38 (17.66)		100m: 1:08.59 (18.21)			
	125m: 1:26.33 (17.74)		150m: 1:45.41 (19.08)			
	175m: 2:04.48 (19.07)		200m: 2:23.36 (18.88)			
5	 Setford Kyle	14	 Heretaunga...	0.66		2:29.48 Entry: 2:21.12 +8.36
	25m: 15.83		50m: 33.51 (17.68)			
	75m: 52.34 (18.83)		100m: 1:11.42 (19.08)			
	125m: 1:30.63 (19.21)		150m: 1:50.09 (19.46)			
	175m: 2:09.61 (19.52)		200m: 2:29.48 (19.87)			
6	 Alexander ...	13	 Enterprise ...	0.61		2:30.77 Entry: 2:31.72 -0.95
	25m: 16.72		50m: 35.37 (18.65)			
	75m: 54.68 (19.31)		100m: 1:13.97 (19.29)			
	125m: 1:33.21 (19.24)		150m: 1:52.50 (19.29)			
	175m: 2:12.00 (19.50)		200m: 2:30.77 (18.77)			
7	 Hape Maka...	14	 Comet Swi...	0.76		2:32.89 Entry: 2:36.22 -3.33
	25m: 17.14		50m: 35.75 (18.61)			
	75m: 55.33 (19.58)		100m: 1:15.14 (19.81)			
	125m: 1:35.79 (20.65)		150m: 1:56.25 (20.46)			
	175m: 2:14.66 (18.41)		200m: 2:32.89 (18.23)			
8	 Sheldrake ...	14	 Enterprise ...	0.63		2:33.24 Entry: 2:37.44 -4.20
	25m: 16.65		50m: 35.28 (18.63)			
	75m: 55.20 (19.92)		100m: 1:15.35 (20.15)			
	125m: 1:34.99 (19.64)		150m: 1:55.26 (20.27)			
	175m: 2:14.51 (19.25)		200m: 2:33.24 (18.73)			
9	 McEntee Li...	16	 Heretaunga...	0.55		2:33.89 Entry: 2:26.41 +7.48
	25m: 16.99		50m: 34.65 (17.66)			
	75m: 53.23 (18.58)		100m: 1:12.35 (19.12)			
	125m: 1:31.92 (19.57)		150m: 1:52.57 (20.65)			
	175m: 2:13.34 (20.77)		200m: 2:33.89 (20.55)			
10	 Hodge Oscar	13	 Pirates Swi...	0.65		2:34.26 Entry: 2:35.29 -1.03
	25m: 17.74		50m: 36.43 (18.69)			
	75m: 55.74 (19.31)		100m: 1:15.09 (19.35)			
	125m: 1:35.31 (20.22)		150m: 1:55.60 (20.29)			
	175m: 2:15.54 (19.94)		200m: 2:34.26 (18.72)			
		17		0.58		2:37.03

11	 Braybrook ...	 Comet Swi...	Entry: 2:40.45	-3.42
	25m: 17.00	50m: 37.56 (19.57)		
	75m: 55.46 (19.48)	100m: 1:16.22 (20.76)		
	125m: 1:37.14 (20.92)	150m: 1:58.76 (21.62)		
	175m: 2:17.50 (20.01)	200m: 2:37.03 (19.53)		
12	 Singh Tara...	14  Napier Aqu...	0.67	2:40.51 Entry: 2:33.33 +7.18
	25m: 17.26	50m: 35.98 (18.72)		
	75m: 55.46 (19.48)	100m: 1:16.22 (20.76)		
	125m: 1:37.14 (20.92)	150m: 1:58.76 (21.62)		
	175m: 2:20.05 (21.29)	200m: 2:40.51 (20.46)		
13	 Dustow S1...	24  Central Ha...	0.98	2:40.99 Entry: 2:43.57 -2.58
	25m: 17.72	50m: 37.65 (19.93)		
	75m: 57.82 (20.17)	100m: 1:18.70 (20.88)		
	125m: 1:39.20 (20.50)	150m: 2:00.03 (20.83)		
	175m: 2:20.59 (20.56)	200m: 2:40.99 (20.40)		
14	 Wang Chao	11  Porirua City...	0.76	2:44.65 Entry: 2:51.40 -6.75
	25m: 18.98	50m: 39.25 (20.27)		
	75m: 1:00.17 (20.92)	100m: 1:21.65 (21.48)		
	125m: 1:43.17 (21.52)	150m: 2:03.99 (20.82)		
	175m: 2:24.86 (20.87)	200m: 2:44.65 (19.79)		
15	 Wickham G...	13  Heretaunga...	0.81	2:54.00 Entry: 3:03.02 -9.02
	25m: 19.69	50m: 41.04 (21.35)		
	75m: 1:03.35 (22.31)	100m: 1:26.28 (22.93)		
	125m: 1:49.22 (22.94)	150m: 2:12.09 (22.87)		
	175m: 2:33.57 (21.48)	200m: 2:54.00 (20.43)		
16	 Kilpatrick ...	12  Trojans Swi...	0.66	3:08.34 Entry: 3:11.55 -3.21
	25m: 20.30	50m: 43.40 (23.10)		
	75m: 1:07.37 (23.97)	100m: 1:32.17 (24.80)		
	125m: 1:56.69 (24.52)	150m: 2:21.83 (25.14)		
	175m: 2:45.75 (23.92)	200m: 3:08.34 (22.59)		
17	 Tietjen Fre...	11  Enterprise ...	0.64	3:09.53 Entry: 3:19.24 -9.71
	25m: 20.41	50m: 44.34 (23.93)		
	75m: 1:07.81 (23.47)	100m: 1:33.29 (25.48)		
	125m: 1:58.79 (25.50)	150m: 2:24.41 (25.62)		
	175m: 2:48.69 (24.28)	200m: 3:09.53 (20.84)		
18	 Simpson Ni...	9  Trojans Swi...	0.78	3:09.70
	25m: 20.69	50m: 44.35 (23.66)		
	75m: 1:08.86 (24.51)	100m: 1:33.76 (24.90)		
	125m: 1:59.02 (25.26)	150m: 2:24.68 (25.66)		
	175m: 2:49.04 (24.36)	200m: 3:09.70 (20.66)		
19	 Thorpe Benji	11  Enterprise ...	0.74	3:15.74 Entry: 3:25.36 -9.62
	25m: 23.04	50m: 46.17 (23.13)		
	75m: 1:11.44 (25.27)	100m: 1:36.58 (25.14)		
	125m: 2:02.51 (25.93)	150m: 2:28.40 (25.89)		
	175m: 2:54.14 (25.74)	200m: 3:15.74 (21.60)		
-	 Botes Phoe...	13  Napier Aqu...	0.61	DSQ
-	 Teutenberg...	13  Enterprise ...	0.73	DSQ